

Information on primary schools in Surrey 2018/19 – Spelthorne

- List of infant, junior and primary schools in Spelthorne that have an intake at Reception and Year 3 and their contact details
- School codes – for use on the local authority application form
- A summary of how places were allocated in 2017 and the admission criteria for all Surrey state funded primary schools for September 2018
- Surrey map

www.surreycc.gov.uk/admissions

SURREY COUNTY COUNCIL'S STATE FUNDED PRIMARY SCHOOLS IN SPELTHORNE

| Contents | Page |
|--|-----------|
| Schools with an intake at Reception | 4 |
| Schools with an intake at Year 3 | 6 |
| How places were allocated for 2017 and admission criteria for September 2018 | 7 |
| Surrey Map | Back page |

Contact Details

Surrey Schools and Childcare Service Tel: 0300 200 1004
www.surreycc.gov.uk/admissions

Published Admission Numbers (PANs) – This is the number of places that the school expects to offer. All PANs apply to admission at Reception at age 4 or to Year 3 at age 7. In the case of primary schools where there is an additional entry to Year 3 at age 7, that number does *not* include the children who will transfer from Year 2.

Important information regarding admission criteria

The information provided in this booklet serves as a *guide* to the admission criteria for academies and community, foundation, free, trust, voluntary aided and voluntary controlled schools. *It should not be regarded as definitive*. Please contact academies and foundation, free, trust and voluntary aided schools for detailed information about their admission criteria and the local authority for detailed information on community and voluntary controlled schools or visit:
www.surreycc.gov.uk/admissions.

Starting school – Children reach statutory school age at the start of the term following their 5th birthday. Under current legislation all infant and primary schools provide for 4 year olds to be admitted into the reception class on a full/part-time basis in the September after their fourth birthday.

Applying for a place in Year 3

If your child is leaving Year 2 of an infant school in July 2018 you will need to apply for a Year 3 place at another school. The schools listed in the Year 3 section of this booklet are those which have a published admission number. If you also want to apply for a place at a primary school which does not have an intake at Year 3, you will need to complete a separate in year application form for that school. For more information on which schools might have in year vacancies please contact Surrey School and Childcare Services on 0300 200 1004.

Split site schools – Where schools operate on more than one site, the school will be responsible for assigning pupils to each site after the allocation of school places and for the subsequent organisation and use of each site. Parents should not presume that an offer of a place at a school will ensure admission to a particular site.

KEY

Types of school

Some schools might change to academy status during the 2017/18 academic year. For up to date information on the type of each school please see the 'Directory of Surrey schools' at www.surreycc.gov.uk/schools.

A = Academy

C = Community school

F = Foundation school

Fr = Free school

T = Trust school

VA = Voluntary Aided school

VC = Voluntary Controlled school

Admission criteria

LAC & PLAC = Looked after and previously looked after children

SEN/EHCP = Children with a Statement of Special Educational Needs or an Education, Health and Care Plan.

✳ Next to the school name indicates that the school will be taken into account when assessing each child's nearest school when considering admission to community and voluntary controlled schools.

📄 This symbol in the fourth column indicates that a separate supplementary information form may need to be completed. Where criteria numbers are listed, the supplementary information form only needs to be completed by parents applying under those criteria. Supplementary information forms are available at www.surreycc.gov.uk/admissions or from the school and must be returned directly to that school. The local authority application form must be completed in all cases.

Number offered: We show the number of pupils offered a place at each school for September 2017, based on the allocation date of 18 April 2017.

Distance offered

Where a school was oversubscribed in 2017 we have included the distance (where appropriate) from which the last applicant was allocated. This has been included within the criterion under which the last applicant was offered a place. This data is relevant to the allocation date of 18 April 2017.

Lates

In some cases vacancies remained after the initial allocation to on time applicants and these were filled by applicants who had applied late.

Catchment area maps: where these apply, they can be viewed either on the school's website (for A, F, T and VA schools) or the Surrey County Council website (for C and VC schools).

Admission criteria for community and voluntary controlled schools in Surrey

The admission criteria for the majority of Surrey's community and voluntary controlled schools are set out below. Where a community or voluntary controlled school's admission criteria are different, the criteria are listed separately after the list of schools. Some own admission authority schools may also follow Surrey's arrangements for community and voluntary controlled schools.





1. Looked after and previously looked after children
2. Exceptional social/medical need
3. Children who will have a sibling at the school or at an infant/junior school which operates shared sibling priority, at the time of the child's admission
4. Children for whom the school is the nearest to their home address as measured by straight line - the nearest school will be the school closest to the home address that has a Published Admission Number to admit pupils of the appropriate age range and which admits local children. **The nearest school may be either inside or outside the county boundary.**
5. Any other children, prioritised according to the distance they live from the school.

Unless otherwise stated, distance will be used when any category is oversubscribed and will be measured by straight line from the address point of the pupil's home to the nearest official school gate for pupils to use. Where two or more children share priority for a place, Surrey County Council will use random allocation to determine which child should be given priority.







Information on Early Years provision

If you are looking for Early Years information please contact the Family Information Service:
Website: surreycc.gov.uk/fis Email: surrey.fis@surreycc.gov.uk Tel: 0300 200 1004

SPELTHORNE: RECEPTION

| School Name | D f E No | Type of School | Additional form (see page 2) | Address | Year groups 2018/19 | Headteacher/ Principal | School contact details | PAN 2018 | Preferences for Sept 2017 | Number Offered 2017 | LAC & PLAC | Exceptional | Siblings | Nearest School | Others by Distance | Centrally Offered | SENEHCP | Lates | |
|---|----------|----------------|---|---|--------------------------------|--|---|----------|---------------------------|---------------------|---------------------------------|-------------|----------|----------------|--------------------|-------------------|---------|-------|--|
| Ashford Church of England (Voluntary Aided) School ☼ | 936/3580 | VA |  for criteria 4 & 5 | School Road Ashford TW15 2BW | Rec - Y6 | Mrs C Dyer | Tel: 01784 253310 e: info@ashford-primary.surrey.sch.uk w: www.ashford-primary.surrey.sch.uk Enquiries to: Mrs C Dyer | 60 | 213 | 60 | See separate admission criteria | | | | | | | | |
| Ashford Park Primary School ☼ | 936/2937 | C | - | Station Crescent Ashford TW15 3HN | Rec - Y6 | Mrs S Tarrant | Tel: 01784 250305 e: info@ashford-park.surrey.sch.uk w: www.ashford-park.surrey.sch.uk Enquiries to: School Office | 90 | 215 | 90 | 1 | 0 | 32 | 23 | 34 1.56km | 0 | 0 | 0 | |
| Beauclerc Infant School ☼ | 936/2912 | C | - | 116 French Street Sunbury-on-Thames TW16 5LE | Rec - Y2 + Nursery | Mrs S Jackson | Tel: 01932 780672 e: info@beauclerc.surrey.sch.uk w: www.beauclerc.surrey.sch.uk Enquiries to: Mrs S Jackson | 40 | 126 | 40 | 0 | 0 | 6 | 4 | 30 2.45km | 0 | 0 | 0 | |
| Buckland Primary School ☼ | 936/3941 | C | - | Berryscroft Road Laleham TW18 1NB | Rec - Y6 | Mrs R Hutton | Tel: 01784 455022 e: info@bucklandprimary.surrey.sch.uk w: www.bucklandprimary.surrey.sch.uk Enquiries to: Mrs R Hutton | 60 | 179 | 60 | 0 | 0 | 33 | 17 | 10 1.30km | 0 | 0 | 0 | |
| Chennestone Primary School ☼ | 936/2907 | C | - | Manor Lane Sunbury-on-Thames TW16 5ED | Rec - Y6 | Mrs S Jackson | Tel: 01932 785477 e: info@chennestone.surrey.sch.uk w: www.chennestone.surrey.sch.uk Enquiries to: Mrs S Jackson | 30 | 142 | 30 | 0 | 1 | 14 | 15 0.82km | 0 | 0 | 0 | 0 | |
| Clarendon Primary School ☼ | 936/2873 | C | - | Knapp Road Ashford TW15 2HZ | Rec - Y6 + Nursery | Mr W Neale | Tel: 01784 253379 e: info@clarendon.surrey.sch.uk w: www.clarendon.surrey.sch.uk Enquiries to: School Office | 30 | 269 | 30 | 2 | 0 | 15 | 13 0.51km | 0 | 0 | 0 | 0 | |
| The Echelford Primary School ☼ | 936/2022 | A |  for criterion 4 only | Park Road Ashford TW15 1EX | Rec - Y6 | Mrs M McCarthy (Executive) Mrs S Vernon (Headteacher) | Tel: 01784 253233 e: office@lumenlearningtrust.co.uk w: www.echelfordprimary.co.uk Enquiries to: School Office | 90 | 145 | 90 | See separate admission criteria | | | | | | | | |
| Hawkedale Primary School ☼ (Previously known as Hawkedale Infant School) | 936/5202 | F |  for criterion 3 only | Stratton Road Sunbury-on-Thames TW16 6PG | Rec - Y4 (Rec - Y6 in 2020/21) | Mrs J Davies | Tel: 01932 789412 e: admin@hawkedale.surrey.sch.uk w: www.hawkedale.surrey.sch.uk Enquiries to: Mrs L Wotherspoon | 30 | 126 | 30 | See separate admission criteria | | | | | | | | |
| Kenyngton Manor Primary School ☼ | 936/2024 | A | - | Bryony Way Sunbury-on-Thames TW16 7QL | Rec - Y6 + Nursery | Mrs T Dakin (Executive) Mrs K Scott (Headteacher) | Tel: 01932 783778 e: info@kenyngtonmanor.org w: www.kenyngtonmanor.org Enquiries to: School Office | 60 | 77 | 59 | 0 | 0 | 19 | 15 | 13 | 6 | 0 | 6 | |
| Laleham Church of England (Voluntary Aided) Primary School ☼ | 936/3581 | VA |  for criteria 3, 4, 5, 7 & 8 | The Broadway Laleham Staines-upon-Thames TW18 1SB | Rec - Y6 | Mr N Meehan | Tel: 01784 453556 e: info@laleham.surrey.sch.uk w: www.lalehamcofeprimaryschool.co.uk Enquiries to: Senior Admin Officer | 60 | 193 | 60 | See separate admission criteria | | | | | | | | |


SPELTHORNE: RECEPTION

| School Name | D f E No | Type of School | Additional form (see page 2) | Address | Year groups 2018/19 | Headteacher/ Principal | School contact details | PAN 2018 | Preferences for Sept 2017 | Number Offered 2017 | LAC & PLAC | Exceptional | Siblings | Nearest School | Others by Distance | Centrally Offered | SENEHCP | Lates | |
|---|----------|----------------|--|---|---------------------|---|---|----------|---------------------------|---------------------|---------------------------------|-------------|----------|----------------|--------------------|-------------------|---------|-------|--|
| Littleton Church of England Infant (Voluntary Aided) School ✠ | 936/3585 | VA |  for criteria 3, 5 & 6 | Rectory Close Shepperton TW17 0QE | Rec - Y2 + Nursery | Mrs R Barton | Tel: 01932 563271 e: info@littleton.surrey.sch.uk w: www.littleton.surrey.sch.uk Enquiries to: Mrs R Barton | 30 | 121 | 30 | See separate admission criteria | | | | | | | | |
| Our Lady of the Rosary Roman Catholic Primary School | 936/3461 | VA |  for criteria 1 - 5 & 7 - 9 | Park Avenue Staines-upon-Thames TW18 2EF | Rec - Y6 | Miss L Wallage | Tel: 01784 453539 e: head@ourlady.surrey.sch.uk w: www.ourlady.surrey.sch.uk Enquiries to: Miss L Wallage | 30 | 132 | 30 | See separate admission criteria | | | | | | | | |
| Riverbridge Primary School ✠ | 936/2880 | A |  for criterion 4 only | For Reception and Year 1: Knowle Green Staines-upon-Thames TW18 1AJ For Years 2 to 6: Park Avenue Staines-upon-Thames TW18 2EF | Rec - Y6 + Nursery | Mrs M McCarthy (Executive) Mr P Grimwood (Headteacher) | Tel: 01784 227960 e: office.riverbridge@lumenlearningtrust.co.uk w: www.riverbridgeprimary.co.uk Enquiries to: School Office | 90 | 140 | 73 | See separate admission criteria | | | | | | | | |
| Saxon Primary School ✠ | 936/2932 | A |  for criterion 4 only | Briar Road Shepperton TW17 0JB | Rec - Y6 | Mrs M McCarthy (Executive) Mrs B Davis/ Miss N Morris (Co Headteachers) | Tel: 01932 563035 e: info.saxon@lumenlearningtrust.co.uk w: www.saxonprimary.co.uk Enquiries to: School Office | 60 | 143 | 60 | See separate admission criteria | | | | | | | | |
| Spelthorne School ✠ | 936/2908 | C | - | Feltham Hill Road Ashford Common TW15 1LP | Rec - Y6 + Nursery | Mr R Pantling (Interim) | Tel: 01784 253311 e: school@spelthorne.surrey.sch.uk w: www.spelthorne.surrey.sch.uk Enquiries to: School Office | 90 | 221 | 90 | 0 | 0 | 43 | 22 | 25 1.32km | 0 | 0 | 0 | |
| Springfield Primary School ✠ | 936/2028 | A | - | Nursery Road Sunbury-on-Thames TW16 6LY | Rec - Y6 + Nursery | Mrs J Sherrington (Acting) | Tel: 01932 782815 e: info@springfield.surrey.sch.uk w: www.springfield.surrey.sch.uk Enquiries to: Mrs E Geeson | 60 | 124 | 60 | 0 | 0 | 24 | 13 | 11 | 11 | 0 | 1 | |
| St Ignatius Catholic Primary School | 936/3459 | VA |  for criteria 1 - 4 & 6 - 8 | Green Street Sunbury-on-Thames TW16 6QG | Rec - Y6 | Mrs H Andrews | Tel: 01932 785396 e: admin@st-ignatius.surrey.sch.uk w: www.st-ignatius.surrey.sch.uk Enquiries to: Mrs Mason | 60 | 153 | 60 | See separate admission criteria | | | | | | | | |
| St Michael Catholic Primary School | 936/3915 | VA |  for criteria 1 - 6, 8 & 9 | Feltham Hill Road Ashford TW15 2DG | Rec - Y6 + Nursery | Mr J Lane | Tel: 01784 253333 e: info@st-michaels.surrey.sch.uk w: www.st-michaels.surrey.sch.uk Enquiries to: Mrs N Twose | 60 | 217 | 60 | See separate admission criteria | | | | | | | | |

SPELTHORNE: RECEPTION

| School Name | D f E No | Type of School | Additional form (see page 2) | Address | Year groups 2018/19 | Headteacher/ Principal | School contact details | PAN 2018 | Preferences for Sept 2017 | Number Offered 2017 | LAC & PLAC | Exceptional | Siblings | Nearest School | Others by Distance | Centrally Offered | SEN/EHCP | Lates | |
|--|----------|----------------|---|---------------------------------------|---------------------|------------------------|---|----------|---------------------------|---------------------|---------------------------------|-------------|----------|----------------|--------------------|-------------------|----------|-------|--|
| St Nicholas Church of England Primary School ✠ | 936/3583 | VA |  for criteria 4, 6 & 7 | Manor Farm Avenue Shepperton TW17 9AD | Rec - Y6 | Mrs E Felsing | Tel: 01932 227744 e: info@stnicholas-shepperton.surrey.sch.uk w: www.stnicholas-shepperton.co.uk Enquiries to: School Office | 60 | 161 | 60 | See separate admission criteria | | | | | | | | |
| Stanwell Fields Church of England Primary School ✠ | 936/3936 | A | - | Clare Road Stanwell TW19 7DB | Rec - Y6 + Nursery | Mr C Franklyn | Tel: 01784 258082 e: info@stanwellfields.surrey.sch.uk w: www.stanwellfields.surrey.sch.uk Enquiries to: Mr C Franklyn | 60 | 67 | 60 | 1 | 0 | 22 | 15 | 6 | 16 | 0 | 0 | |
| Town Farm Primary School ✠ | 936/2950 | C | - | St Mary's Crescent Stanwell TW19 7HU | Rec - Y6 + Nursery | Mr A Bhatti | Tel: 01784 254380 e: info@town-farm.surrey.sch.uk w: www.town-farm.surrey.sch.uk Enquiries to: Mr A Bhatti | 60 | 129 | 60 | 0 | 0 | 27 | 29 | 4 0.42km | 0 | 0 | 0 | |

SPELTHORNE: YEAR 3

| School Name | D f E No | Type of School | Additional form (see page 2) | Address | Year groups 2018/19 | Headteacher/ Principal | School contact details | PAN 2018 | Preferences for Sept 2017 | Number Offered 2017 | LAC & PLAC | Exceptional | Siblings | Nearest School | Others by Distance | Centrally Offered | SEN/EHCP | Lates | |
|--|----------|----------------|---|---------------------------------------|---------------------|------------------------|---|----------|---------------------------|---------------------|---------------------------------|-------------|----------|----------------|--------------------|-------------------|----------|-------|--|
| Chennestone Primary School ✠ | 936/2907 | C | - | Manor Lane Sunbury-on-Thames TW16 5ED | Rec - Y6 | Mrs S Jackson | Tel: 01932 785477 e: info@chennestone.surrey.sch.uk w: www.chennestone.surrey.sch.uk Enquiries to: Mrs S Jackson | 40 | 41 | 38 | See separate admission criteria | | | | | | | | |
| St Nicholas Church of England Primary School ✠ | 936/3583 | VA |  for criteria 4, 6 & 7 | Manor Farm Avenue Shepperton TW17 9AD | Rec - Y6 | Mrs E Felsing | Tel: 01932 227744 e: info@stnicholas-shepperton.surrey.sch.uk w: www.stnicholas-shepperton.co.uk Enquiries to: School Office | 36 | 47 | 30 | See separate admission criteria | | | | | | | | |

SPELTHORNE: ADMISSION CRITERIA

| | |
|--|---|
| <p>Ashford Church of England (Voluntary Aided) School Criteria for 2017 and numbers offered</p> | <p>1 LAC & PLAC. 2 Exceptional medical needs. 3 Siblings at time of admission. 4 Foundation applications - (less 10% kept for open places) a) Children one or both of whose parents are members of The Church of England and worship at St Matthew's or St Hilda's church on a regular basis. b) Children who live in the parish of St Matthew's or St Hilda's, Ashford, one or both of whose parents are members of The Church of England and worship at church other than St Matthew's or St Hilda's on a regular basis. c) Children who live in the parish of St Matthew's or St Hilda's, Ashford, one or both of whose parents are members of other Christian denominations and worship at a church on a regular basis. 5 Children of staff at the school in either or both of the following circumstances: a) Where the member of staff has been employed at the school for two or more years at the time at which the application for admission to the School is made and/or b) The member of staff is recruited to fill a vacant post for which there is demonstrable skill shortage. 6 Open places - a) Children who live within the parish of St Matthew's and St Hilda's. b) Children who live outside the parish of St Matthew's and St Hilda's. Criterion 1 = 0, Criterion 2 = 0, Criterion 3 = 31, Criterion 4 = 12, Criterion 5 = 0, Criterion 6 = 17, Distance = 1.24km, SEN/EHCP = 0 Offered 60</p> |
| <p>Criteria for 2018</p> | <p>1 LAC & PLAC. 2 Exceptional medical and social needs. 3 Siblings at time of admission. 4 Foundation applications - (less 10% of the total number kept for open places) a) Children one or both of whose parents are members of The Church of England and worship at St Matthew's or St Hilda's church on a regular basis. b) Children who live in the parish of St Matthew's or St Hilda's, Ashford, one or both of whose parents are members of The Church of England and worship at church other than St Matthew's or St Hilda's on a regular basis. c) Children who live in the parish of St Matthew's or St Hilda's, Ashford, one or both of whose parents are members of other Christian denominations and worship at a church on a regular basis. 5 Children of staff at the school in either or both of the following circumstances: a) Where the member of staff has been employed at the school for two or more years at the time at which the application for admission to the School is made and/or b) The member of staff is recruited to fill a vacant post for which there is demonstrable skill shortage. 6 Open places – In event that applications for the 10% reserved open places exceed those available, they will be offered in accordance with the following criteria a) Children who live within the parish of St Matthew's and St Hilda's b) Children who live outside the parish of St Matthew's and St Hilda's.</p> |
| <p>Chennestone Primary School Criteria for 2017 and numbers offered</p> | <p>JUNIOR (7+): 1 LAC & PLAC. 2 Exceptional arrangements. 3 Siblings at the time of admission. 4 ¹Children attending Beauclerc infant School. 5 Children for whom the school is the nearest to their home address. 6 Any other applicant. ¹Criterion 4 will only apply until 31 August 2017 at which time the child will have left the infant school Criterion 1 = 0, Criterion 2 = 0, Criterion 3 = 13, Criterion 4 = 22, Criterion 5 = 2, Criterion 6 = 0, SEN/EHCP = 1 Offered 38</p> |
| <p>Criteria for 2018</p> | <p>JUNIOR (7+): 1 LAC & PLAC. 2 Exceptional social/medical need. 3 Siblings at the time of admission. 4 ¹Children attending Beauclerc Infant School. 5 Children for whom Chennestone Primary School is the nearest to their home address. 6 Any other applicant. ¹ Criterion 4 will only apply until 31 August 2018 as, after this date, all eligible children will have left the infant school</p> |
| <p>The Echelford Primary School Criteria for 2017 and numbers offered</p> | <p>1 LAC & PLAC. 2 Exceptional arrangements. 3 Siblings at the time of admission. 4 Children of staff of The Echelford Primary School employed by the school for two or more years, and/or the member of staff is recruited to fill a vacant post for which there is a demonstrable skill shortage. 5 Children for whom the school is the nearest to their home. 6 Any other applicant. Criterion 1 = 0, Criterion 2 = 0, Criterion 3 = 37, Criterion 4 = 1, Criterion 5 = 8, Criterion 6 = 24, Centrally offered = 19, Late applications = 1, SEN/EHCP = 0 Offered 90</p> |
| <p>Criteria for 2018</p> | <p>1 LAC & PLAC. 2 Exceptional arrangements. 3 Siblings at the time of admission. 4 Children of staff of The Echelford Primary School where the member of staff has been employed at the school for two or more years at the time at which the application for admission to the school is made, and/or the member of staff is recruited to fill a vacant post for which there is a demonstrable skill shortage. 5 Children for whom the school is the nearest to their home. 6 Any other applicant.</p> |
| <p>Hawkedale Primary School Criteria for 2017 and numbers offered</p> | <p>1 LAC & PLAC. 2 Exceptional arrangements. 3 Children of all staff employed by the Governing Body of Hawkedale Infant School. The member of staff must have been employed on a continuous basis at the school for two or more years at the time of application; or a member of staff is recruited to fill a vacant post for which there is a demonstrable skill shortage. 4 Siblings attending Hawkedale School at the time of admission or siblings who have left Hawkedale but are still in primary education. 5 Children for whom the school is the nearest to their home. 6 Any other applicant. Criterion 1 = 0, Criterion 2 = 0, Criterion 3 = 0, Criterion 4 = 8, Criterion 5 = 16, Criterion 6 = 6, Distance = 0.65km, SEN/EHCP = 0 Offered 30</p> |
| <p>Criteria for 2018</p> | <p>1 LAC & PLAC. 2 Exceptional arrangements. 3 Children of all staff employed by the Governing Body of Hawkedale Infant School. The member of staff must have been employed on a continuous basis at the school for two or more years at the time of application; or a member of staff is recruited to fill a vacant post for which there is a demonstrable skill shortage. 4 Siblings attending Hawkedale School at the time of admission or siblings who have left Hawkedale but are still in primary education. 5 Children for whom the school is the nearest to their home. 6 Any other applicant.</p> |

SPELTHORNE: ADMISSION CRITERIA

| | |
|--|--|
| <p>Laleham Church of England (Voluntary Aided) Primary School Criteria for 2017 and numbers offered</p> | <p>1 LAC & PLAC. 2 Siblings i.e. a child who will have a brother or sister (resident at the same address) attending the school at time of admission. 3 Children whose parent has been employed at Laleham Primary School for a minimum of two years at the time at which the application is made. 4 Children whose parents are involved in the work and worship* of All Saints' Church, Laleham and live within the parish boundary. 5 Children whose parents are involved in the work and worship* of All Saints' Church, Laleham but live outside the parish boundary. 6 Other children who live within the local parish boundary of All Saints' Church, Laleham. 7 Children who live outside the parish boundary as indicated above, but whose parents are involved in the work and worship* of an Anglican church. 8 Children who live outside the parish boundary as indicated above, but whose parents are involved in the work and worship* of other Christian denominations, as defined by Churches Together in Britain and Ireland and The Evangelical Alliance. 9 All other applicants. *By work and worship it means attendance at church at least twice monthly for a minimum period of 12 months. Criterion 1 = 1, Criterion 2 = 24, Criterion 3 = 0, Criterion 4 = 3, Criterion 5 = 11, Criterion 6 = 13, Criterion 7 = 7, Criterion 8 = 1, Distance = 1.77km, Criterion 9 = 0, SEN/EHCP = 0 Offered 60</p> |
| <p>Criteria for 2018</p> | <p>1 LAC & PLAC. 2 Siblings ie a child who will have a brother or sister (resident at the same address) attending the school at time of admission. 3 Children whose parent has been employed at Laleham Primary School for a minimum of two years at the time at which the application is made. 4 Children whose parents are involved in the work and worship* of All Saints' Church, Laleham and live within the parish boundary. 5 Children whose parents are involved in the work and worship* of All Saints' Church, Laleham but live outside the parish boundary. 6 Other children who live within the local parish boundary of All Saints' Church, Laleham. 7 Children who live outside the parish boundary as indicated above, but whose parents are involved in the work and worship* of an Anglican church. 8 Children who live outside the parish boundary as indicated above, but whose parents are involved in the work and worship* of other Christian denominations, as defined by Churches Together in Britain and Ireland and The Evangelical Alliance. 9 All other applicants. *By work and worship it means attendance at church at least twice monthly for a minimum period of 12 months immediately prior to the date of application.</p> |
| <p>Littleton Church of England Infant (Voluntary Aided) School Criteria for 2017 and numbers offered</p> | <p>1 LAC & PLAC. 2 Siblings at the time of admission. 3 Children of families who live in the Parish of Littleton and who have worshipped together at St Mary Magdalene Church, Littleton at least once a month for the past year (as vouched for by the Priest-in-charge) 4 Children living in the parish of Littleton, Charlton and Ashford Common (south of the A308) not covered by 1-3 above. 5 Children of families who are members of St Mary Magdalene Church but who do not live in the Parish of Littleton, Charlton and Ashford Common. Parents and children must have worshipped at St Mary Magdalene Church at least once a month for the past year (as vouched for by the Priest-in-charge). 6 Children of families who attend another Christian denomination church (as defined by the Council of Churches for Britain and Ireland and the Evangelical Alliance). Parents and children must have worshipped at this church at least once a month for the past year (as vouched for by the Priest-in-Charge). 7 Any other children. Criterion 1 = 0, Criterion 2 = 5, Criterion 3 = 1, Criterion 4 = 21, Criterion 5 = 2, Criterion 6 = 0, Criterion 7 = 1, Distance = 1.47km, SEN/EHCP = 0 Offered 30</p> |
| <p>Criteria for 2018</p> | <p>1 LAC & PLAC. 2 Siblings at the time of admission. 3 Children of families who live in the Parish of Littleton and who have worshipped together at St Mary Magdalene Church, Littleton at least once a month for the past year (as vouched for by the Priest-in-charge) 4 Children living in the parish of Littleton, Charlton and Ashford Common (south of the A308) not covered by 1-3 above. 5 Children of families who are members of St Mary Magdalene Church but who do not live in the Parish of Littleton, Charlton and Ashford Common. Parents and children must have worshipped at St Mary Magdalene Church at least once a month for the past year (as vouched for by the Priest-in-charge). 6 Children of families who attend another Christian denomination church (as defined by the Council of Churches for Britain and Ireland and the Evangelical Alliance). Parents and children must have worshipped at this church at least once a month for the past year (as vouched for by the Priest-in-Charge). 7 Any other children.</p> |

SPELTHORNE: ADMISSION CRITERIA

| | |
|--|--|
| <p>Our Lady of the Rosary Roman Catholic Primary School Criteria for 2017 and numbers offered</p> | <p>1 Catholic LAC & PLAC. 2 Baptised Catholic children, with a Certificate of Catholic Practice, who have a sibling at the school at the time of admission. 3 Baptised Catholic children with a Certificate of Catholic Practice living within the admissions priority area. 4 Baptised Catholic children with a Certificate of Catholic Practice. 5 Catholic children with a Certificate of Catholic baptism. 6 Other LAC & PLAC. 7 Other siblings with either a certificate of baptism or a letter from their religious leader confirming that the parent and child are members of the faith. 8 Catechumens and members of an Eastern Christian Church with either a certificate of baptism or a letter from their religious leader confirming that the parent and child are members of the faith. 9 Christians of other denominations whose application is supported by their Minister of Religion who must provide written confirmation to verify membership of parent and child of the faith. 10 Any other children.</p> <p>Criterion 1 = 0, Criterion 2 = 10, Criterion 3 = 20, Distance = 1.71km, Criteria 4 - 10 = 0, SEN/EHCP = 0 Offered 30</p> |
| <p>Criteria for 2018</p> | <p>1 Catholic LAC & PLAC. 2 Baptised Catholic children, with a Certificate of Catholic Practice, who have a sibling at the school at the time of admission. 3 Baptised Catholic children with a Certificate of Catholic Practice living within the admissions priority area. 4 Baptised Catholic children with a Certificate of Catholic Practice. 5 Catholic children with a Certificate of Catholic baptism. 6 Other LAC & PLAC. 7 Other siblings with either a certificate of baptism or a letter from their religious leader confirming that the parent and child are members of an other Christian denomination. 8 Children of Catechumens and members of an Eastern Christian Church with either a certificate of baptism or a letter from their religious leader confirming that the parent and child are members of the faith. 9 Children of other Christian denominations whose application is supported by their Minister of Religion who must provide written confirmation to verify membership of parent and child of the faith. 10 Any other children.</p> |
| <p>Riverbridge Primary School Criteria for 2017 and numbers offered</p> | <p>1 LAC & PLAC. 2 Exceptional social/medical need. 3 Children who will have a sibling at the school at the time of admission. 4 Children for whom the school is the nearest to their home address. 5 Any other children.</p> <p>Criterion 1 = 0, Criterion 2 = 0, Criterion 3 = 17, Criteria 4 = 34, Criteria 5 = 12, Centrally offered = 8, Late applications = 2 SEN/EHCP = 0 Offered 73</p> |
| <p>Criteria for 2018</p> | <p>1 LAC & PLAC. 2 Exceptional social/medical need. 3 Children who will have a sibling at the school at the time of admission. 4 Children of staff where the member of staff has been employed at the school for two or more years at the time at which the application for admission to the school is made, and or the member of staff is recruited to fill a vacant post for which there is a demonstrable skill shortage. 5 Children for whom the school is the nearest to their home address. 6 Any other children.</p> |
| <p>Saxon Primary School Criteria for 2017 and numbers offered</p> | <p>1 LAC & PLAC. 2 Exceptional arrangements. 3 Siblings at the time of admission. 4 Children of staff of Saxon Primary School employed by the school for two or more years, and/or the member of staff is recruited to fill a vacant post for which there is a demonstrable skill shortage. 5 Children for whom the school is the nearest to their home. 6 Any other applicant.</p> <p>Criterion 1 = 1, Criterion 2 = 0, Criterion 3 = 22, Criterion 4 = 1, Criterion 5 = 11, Criterion 6 = 24, Centrally offered = 1, SEN/EHCP = 0 Offered 60</p> |
| <p>Criteria for 2018</p> | <p>1 LAC & PLAC. 2 Exceptional arrangements. 3 Siblings at the time of admission. 4 Children of staff of Saxon Primary School employed at the school for two or more years at the time at which the application for admission to the school is made, and/or the member of staff is recruited to fill a vacant post for which there is a demonstrable skill shortage. 5 Children for whom the school is the nearest to their home. 6 Any other applicant.</p> |

SPELTHORNE: ADMISSION CRITERIA

| | |
|--|---|
| St Ignatius Catholic Primary School Criteria for 2017 and numbers offered | 1 Catholic LAC & PLAC. 2 Children with a Certificate of Catholic Practice resident in the parishes of St Ignatius Catholic Church, Sunbury and St John Fisher Catholic Church, Shepperton, for whom a baptism certificate has been provided to the school. 3 Children with a Certificate of Catholic Practice from any other parish for whom a baptism certificate has been provided to the school. 4 Other Baptised Catholics for whom a baptism certificate have been provided to the school. 5 Other LAC & PLAC. 6 Children of Catechumens and members of an Eastern Christian Church. 7 Members of other Christian Churches whose application is supported by a minister of religion. 8 Members of other faiths whose application is supported by a religious leader. 9 Any other children. Criterion 1 = 0 , Criterion 2 = 33, Criterion 3 = 9, Criterion 4 = 2, Criterion 5 = 0, Criterion 6 = 2, Criterion 7 = 6, Criterion 8 = 4, Criterion 9 = 4, Distance = 0.66km, SEN/EHCP = 0 Offered 60 |
| Criteria for 2018 | 1 Catholic LAC & PLAC. 2 Children with a Certificate of Catholic Practice resident in the parishes of St Ignatius Catholic Church, Sunbury and St John Fisher Catholic Church, Shepperton, for whom a baptism certificate has been provided to the school. 3 Children with a Certificate of Catholic Practice from any other parish for whom a baptism certificate has been provided to the school. 4 Other Baptised Catholics for whom a baptism certificate has been provided to the school. 5 Other LAC & PLAC. 6 Children of Catechumens and members of an Eastern Christian Church. 7 Children of Other Christian Denominations whose application is supported by a minister of religion, confirming membership of the faith community. 8 Children of other faiths whose application is supported by a religious leader confirming membership of the faith community. 9 Any other children. |
| St Michael Catholic Primary School Criteria for 2017 and numbers offered | 1 Catholic LAC & PLAC. 2 Baptised Catholic children with a Certificate of Catholic Practice whose parent is a permanent member of staff and who has been employed at the School for at least two years at the time of application. 3 Baptised Catholic children with a Certificate of Catholic Practice who is resident in the parishes of St Michael's and St David's. 4 Baptised Catholic children who are resident in the parishes of St Michael's and St David's. 5 Other baptised Catholic children with a Certificate of Catholic Practice. 6 Other baptised Catholic children. 7 Other LAC & PLAC. 8 Children of Catechumens and members of an Eastern Christian Church resident in the parishes of St Michael's and St David's. 9 All other children of other Christian denominations resident in the parishes of St Michael's and St David's and whose application is supported by a minister of religion. 10 Any other children. Criterion 1 = 0, Criterion 2 = 0, Criterion 3 = 60, Criteria 4 - 10 = 0, SEN/EHCP = 0 Offered 60 |
| Criteria for 2018 | 1 Catholic LAC & PLAC. 2 Baptised Catholic children with a Certificate of Catholic Practice whose parent is a permanent member of staff and who has been employed at the School for at least two years at the time of application. 3 Baptised Catholic children with a Certificate of Catholic Practice who are resident in the parishes of St Michael's and St David's. 4 Baptised Catholic children who are resident in the parishes of St Michael's and St David's. 5 Other baptised Catholic children with a Certificate of Catholic Practice. 6 Other baptised Catholic children. 7 Other LAC & PLAC. 8 Children of Catechumens and members of an Eastern Christian Church resident in the parishes of St Michael's and St David's. 9 All other children of other Christian denominations resident in the parishes of St Michael's and St David's and whose application is supported by their minister of religion who must provide written confirmation to verify membership of parent and child of the faith. 10 Any other children. |

SPELTHORNE: ADMISSION CRITERIA**St Nicholas Church of England
Primary School
Criteria for 2017 and numbers offered**

RECEPTION (4+): 1 LAC & PLAC. 2 Children with documented severe medical or social needs. 3 Siblings at the time of admission living in the parish of Shepperton. 4 Children of families who are on the electoral roll of St Nicholas Church and who live in the parish of Shepperton. Parents/carers and children must have attended Sunday worship at least monthly for a period of 12 months (as certified by the incumbent). 5 Children living in the parish of Shepperton. 6 Siblings at the time of admission who do not live in the parish of Shepperton. 7 Children of families who are members of St Nicholas Church but who do not live in the parish of Shepperton. Parents/carers and children must have attended Sunday worship at least monthly for a period of 12 months (as certified by the incumbent). 8 Children of families who attend another church of Christian denomination as defined by Churches Together in Britain & Ireland and The Evangelical Alliance. Parents and children must have attended Sunday worship at least monthly for a period of 12 months (as certified by the incumbent/minister). 9 All other applicants.

Criterion 1 = 1, Criterion 2 = 0, Criterion 3 = 30, Criterion 4 = 3, Criterion 5 = 26, Distance = 1.30km, Criteria 6 - 9 = 0, SEN/EHCP = 0 Offered 60

JUNIOR (7+): Pupils of Littleton Church of England Infant School will have a higher priority than any of the categories other than children in Criterion 1 and children with a Statement of Special Educational Needs or an Education, Health and Care Plan, to a maximum of 32. If applications from Littleton pupils exceed 32 then those places will be offered as set out below 1 LAC & PLAC. 2 Children with documented severe medical or social needs. 3 Siblings at the time of admission living in the parish of Shepperton. 4 Children of families who are on the electoral roll of St Nicholas Church and who live in the parish of Shepperton. Parents/carers and children must have attended Sunday worship at least monthly for a period of 12 months (as certified by the incumbent). 5 Children living in the parish of Shepperton. 6 Siblings at the time of admission who do not live in the parish of Shepperton. 7 Children of families who are members of St Nicholas Church but who do not live in the parish of Shepperton. Parents/carers and children must have attended Sunday worship at least monthly for a period of 12 months (as certified by the incumbent). 8 Children of families who attend another church of Christian denomination as defined by Churches Together in Britain & Ireland and The Evangelical Alliance. Parents and children must have attended Sunday worship at least monthly for a period of 12 months (as certified by the incumbent/minister). 9 All other applicants.

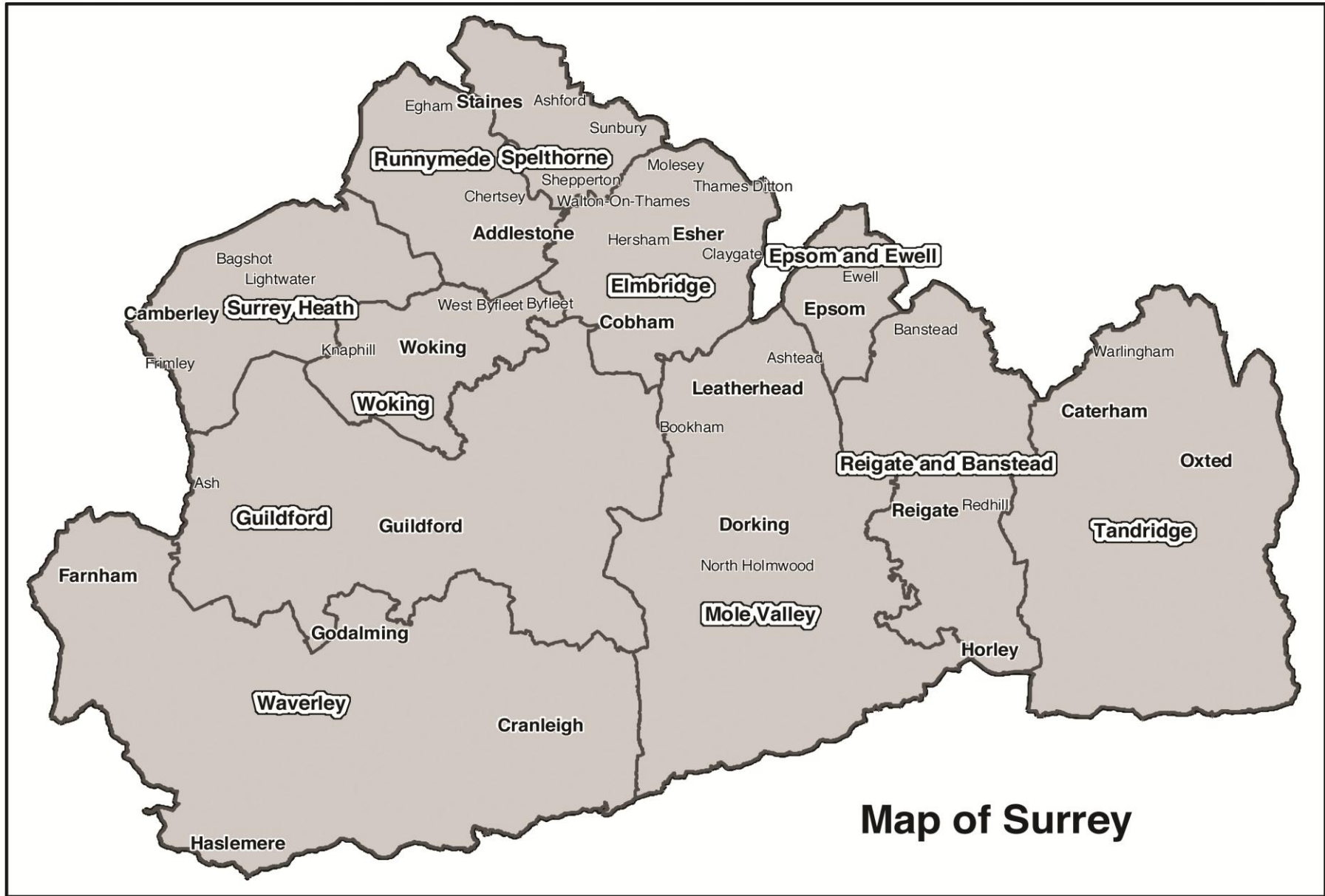
Pupils from Littleton = 29, Criteria 1 - 8 = 0, Criterion 9 = 1, SEN/EHCP = 0

Offered 30

Criteria for 2018

RECEPTION (4+): 1 LAC & PLAC. 2 Children with documented severe medical or social needs. 3 Siblings at the time of admission. 4 Children of families who are on the electoral roll of St Nicholas Church and who live in the parish of Shepperton. Parent(s)/carer(s) and children must have attended Sunday worship at least monthly for a period of 12 months (as certified by the incumbent). 5 Children living in the parish of Shepperton. 6 Children of families who are members of St Nicholas Church but who do not live in the parish of Shepperton. Parent(s)/carer(s) and children must have attended Sunday worship at least monthly for a period of 12 months (as certified by the incumbent). 7 Children of families who attend another church of Christian denomination as defined by Churches Together in Britain & Ireland and The Evangelical Alliance. Parent(s) and children must have attended Sunday worship at least monthly for a period of 12 months (as certified by the incumbent/minister). 8 All other applicants.

JUNIOR (7+): For admission into Year 3 only, pupils attending Littleton Church of England Infant School will be considered after children who qualify under criterion 1 LAC & PLAC but before children being considered under criterion 2 to 8 to a maximum of 32 places. If applications from children attending Littleton exceed 32 then the remaining places will be offered to children as follows: 2 Children with documented severe medical or social needs. 3 Siblings at the time of admission. 4 Children of families who are on the electoral roll of St Nicholas Church or St Mary Magdalene Church and who live in the parish of Shepperton or the parish of Littleton. Parent(s)/carer(s) and children must have attended Sunday worship at least monthly for a period of 12 months (as certified by the incumbent). 5 Children living in the parish of Shepperton or the parish of Littleton. 6 Children of families who are members of St Nicholas Church or St Mary Magdalene Church but who do not live in the parish of Shepperton or the parish of Littleton. Parent(s)/carer(s) and children must have attended Sunday worship at least monthly for a period of 12 months (as certified by the incumbent). 7 Children of families who attend another church of Christian denomination as defined by Churches Together in Britain & Ireland and The Evangelical Alliance. Parent(s) and children must have attended Sunday worship at least monthly for a period of 12 months (as certified by the incumbent/minister). 8 All other applicants



Map of Surrey